



2008-2009 GMT Quarterly Report for District (or Undistricted) **District 4 C3**



GMT: **PAT DIMOND**

Location: **CALIFORNIA**

GMT CA: **1 & 2**

CLUBS

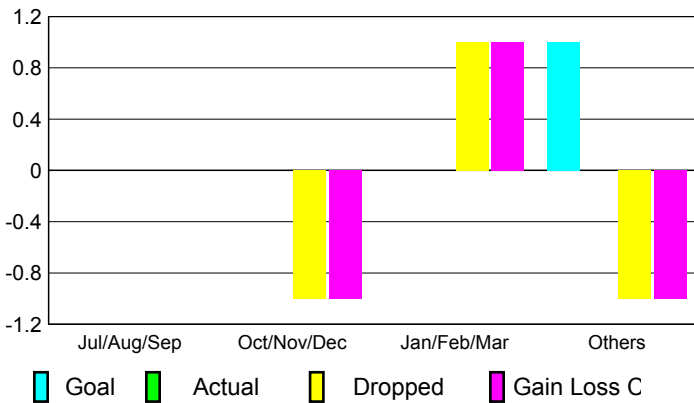
Club Results 2008-2009

Clubs 2007-2008

Month	New Club Goal	Actual New Clubs	Actual Dropped Clubs	Gain/Loss of Clubs	Gain/Loss of Clubs
Jul/Aug/Sep	0	0	0	0	0
Oct/Nov/Dec	0	0	-1	-1	0
Jan/Feb/Mar	0	0	1	1	0
Apr/May/June	1	0	-1	-1	0
Totals	1	0	-1	-1	0

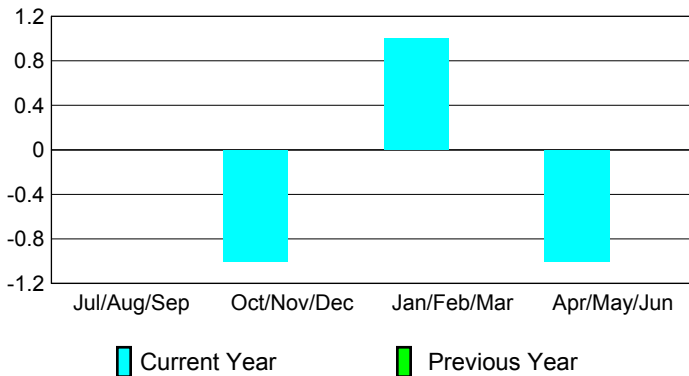
Club Results 2008-2009

Goal, New, Dropped, Gain/Loss



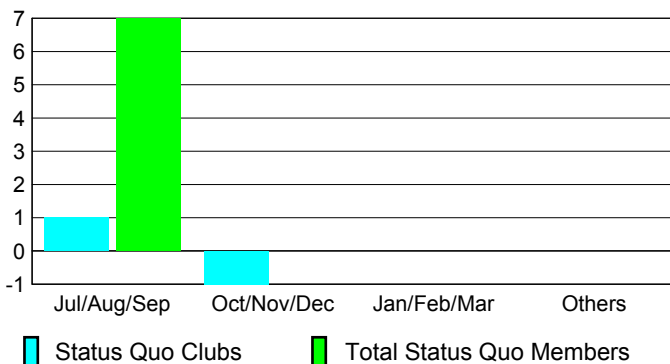
Comparison of Club Gain/Loss

Current Year Compared to the Previous Year



YTD Status Quo Clubs 2008-2009

Status Quo Clubs Compared to Status Quo Members



MEMBERSHIP

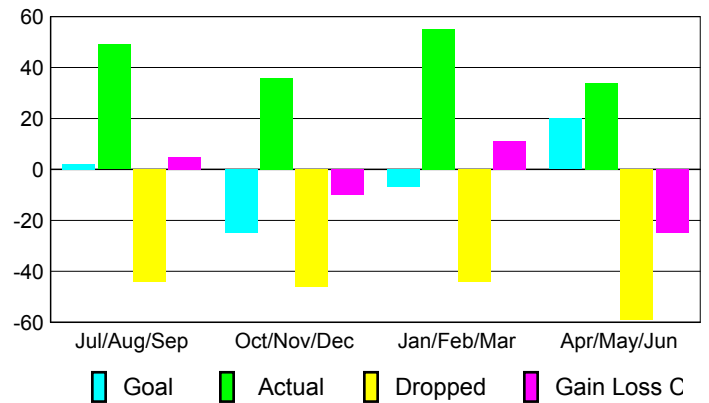
Membership Results 2008-2009

Membership 2007-2008

Month	Net Memb Goal	Actual New Memb	Actual Dropped Memb	Gain/Loss of Memb	Gain/Loss of Memb
Jul/Aug/Sep	2	49	-44	5	17
Oct/Nov/Dec	-25	36	-46	-10	-9
Jan/Feb/Mar	-7	55	-44	11	-43
Apr/May/June	20	34	-59	-25	-65
Totals	-10	174	-193	-19	-100

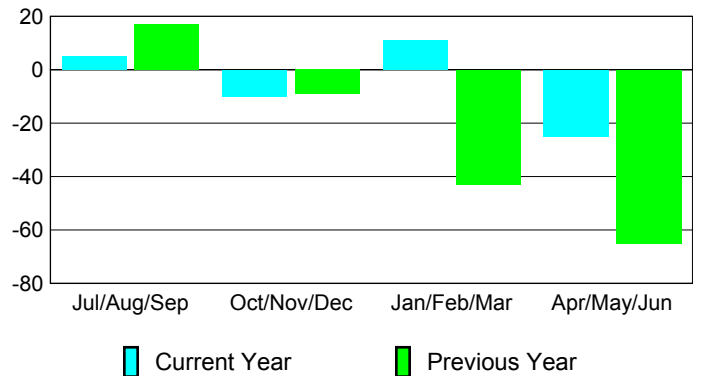
Membership Results 2008-2009

Goal, New, Dropped, Gain/Loss

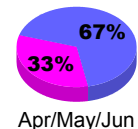
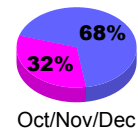
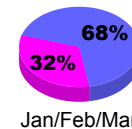
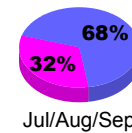


Comparison of Membership Gain/Loss

Current Year Compared to the Previous Year



Gender Comparison 2008-2009



Male

Female